Single shot beam on ISCT 1, 1=hor 2=vert

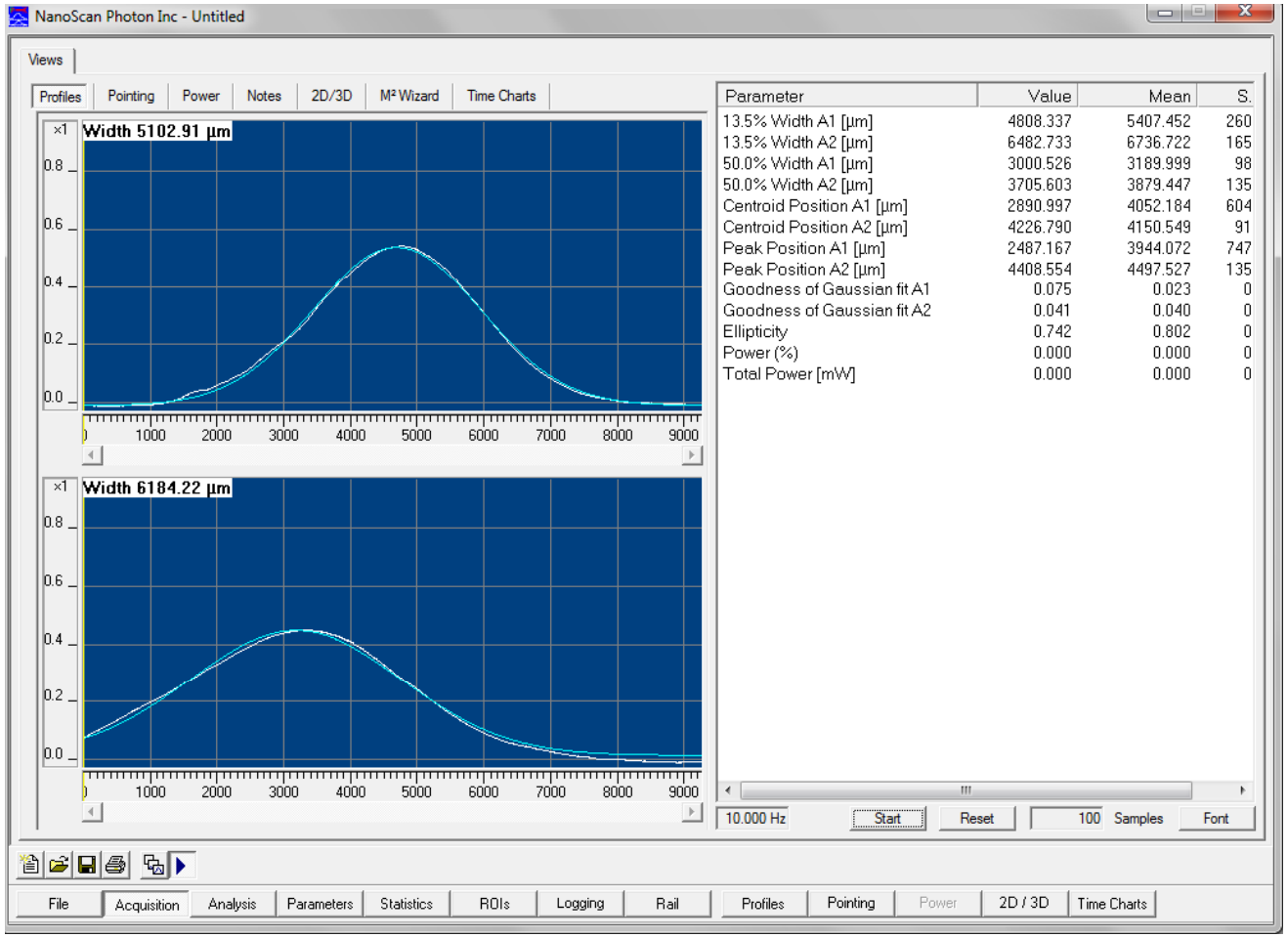

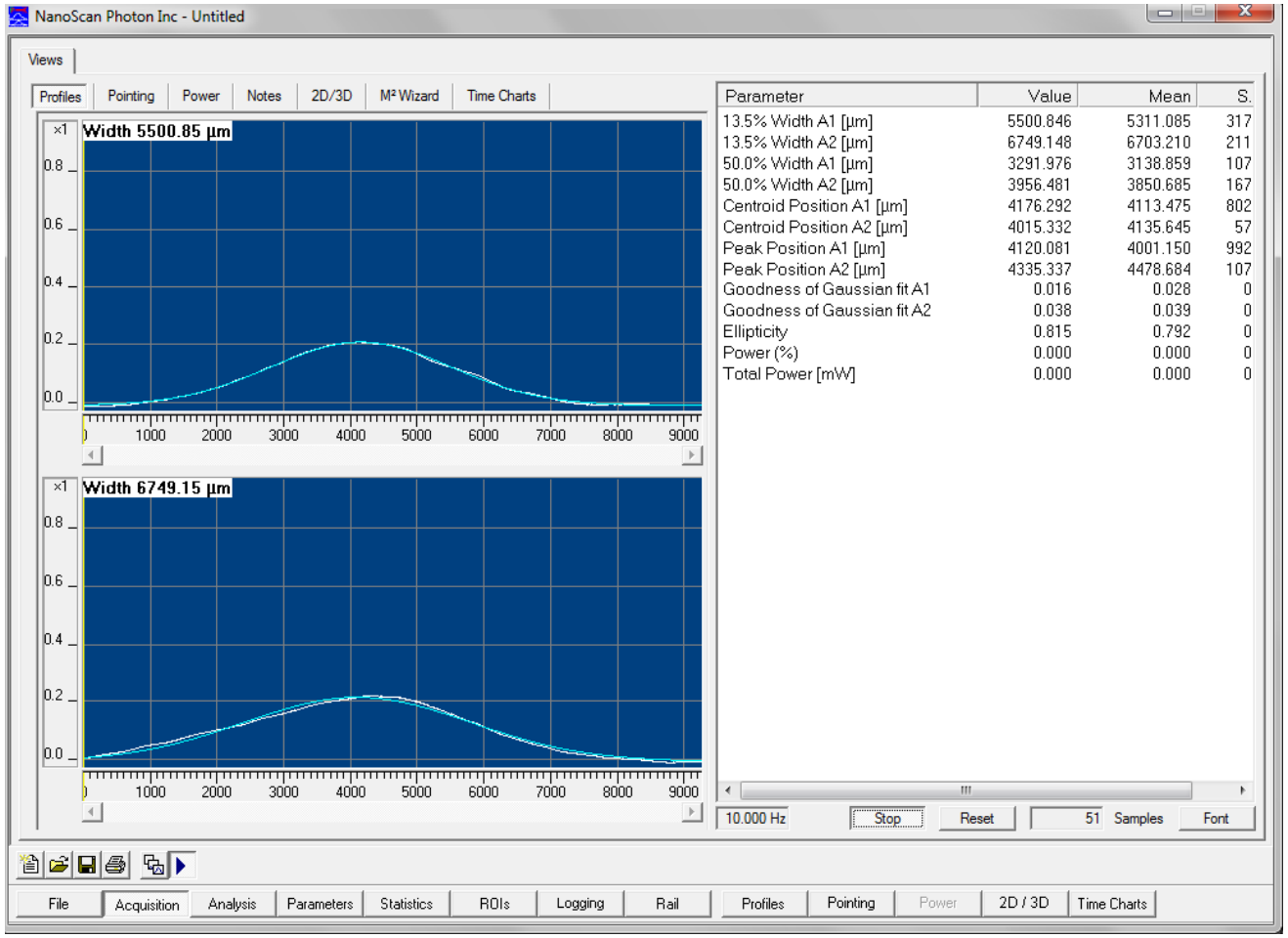
NanoScan Photon Inc - Untitled
Views
Profiles
Pointing
Power
Notes
2D/3D
M² Wizard
Time Charts
Width 5500.85 µm
Width 6749.15 µm
×1
0.8
0.6
0.4
0.2
0.0
1000
2000
3000
4000
5000
6000
7000
8000
9000
Parameter | Value | Mean | S.
13.5% Width A1 [µm] | 5500.846 | 5311.085 | 317
13.5% Width A2 [µm] | 6749.148 | 6703.210 | 211
50.0% Width A1 [µm] | 3291.976 | 3138.859 | 107
50.0% Width A2 [µm] | 3956.481 | 3850.685 | 167
Centroid Position A1 [µm] | 4176.292 | 4113.475 | 802
Centroid Position A2 [µm] | 4015.332 | 4135.645 | 57
Peak Position A1 [µm] | 4120.081 | 4001.150 | 992
Peak Position A2 [µm] | 4335.337 | 4478.684 | 107
Goodness of Gaussian fit A1 | 0.016 | 0.028 | 0
Goodness of Gaussian fit A2 | 0.038 | 0.039 | 0
Ellipticity | 0.815 | 0.792 | 0
Power (%) | 0.000 | 0.000 | 0
Total Power [mW] | 0.000 | 0.000 | 0
10.000 Hz
Stop
Reset
51
Samples
Font
File
Acquisition
Analysis
Parameters
Statistics
ROIs
Logging
Rail
Profiles
Pointing
Power
2D / 3D
Time Charts

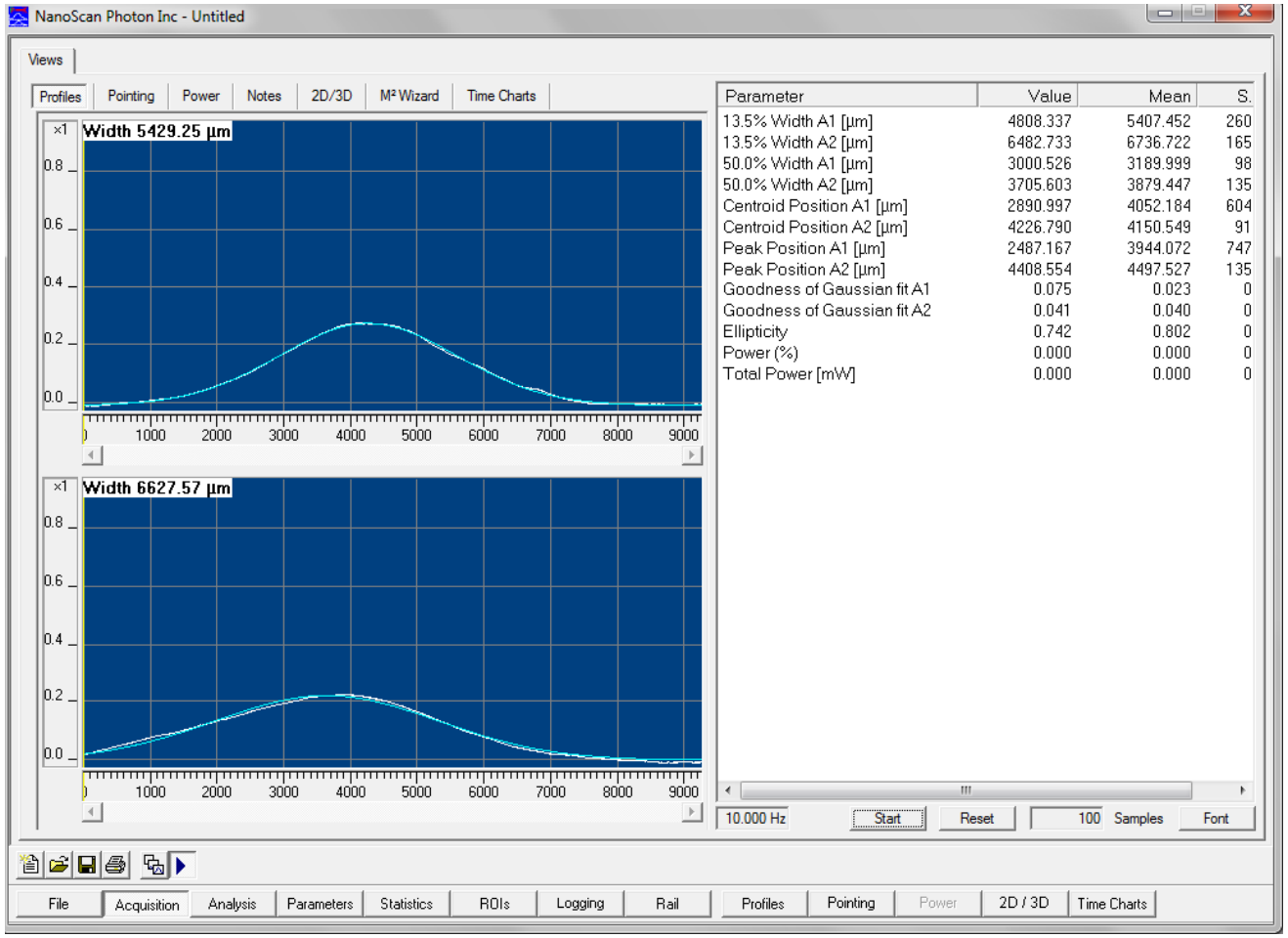
NanoScan Photon Inc - Untitled
Views
Profiles
Pointing
Power
Notes
2D/3D
M² Wizard
Time Charts
Width 5429.25 µm
Width 6627.57 µm
×1
0.8
0.6
0.4
0.2
0.0
1000
2000
3000
4000
5000
6000
7000
8000
9000
Parameter | Value | Mean | S.
13.5% Width A1 [µm] | 4808.337 | 5407.452 | 260
13.5% Width A2 [µm] | 6482.733 | 6736.722 | 165
50.0% Width A1 [µm] | 3000.526 | 3189.999 | 98
50.0% Width A2 [µm] | 3705.603 | 3879.447 | 135
Centroid Position A1 [µm] | 2890.997 | 4052.184 | 604
Centroid Position A2 [µm] | 4226.790 | 4150.549 | 91
Peak Position A1 [µm] | 2487.167 | 3944.072 | 747
Peak Position A2 [µm] | 4408.554 | 4497.527 | 135
Goodness of Gaussian fit A1 | 0.075 | 0.023 | 0
Goodness of Gaussian fit A2 | 0.041 | 0.040 | 0
Ellipticity | 0.742 | 0.802 | 0
Power (%) | 0.000 | 0.000 | 0
Total Power [mW] | 0.000 | 0.000 | 0
10.000 Hz
Start
Reset
100
Samples
Font
File
Acquisition
Analysis
Parameters
Statistics
ROIs
Logging
Rail
Profiles
Pointing
Power
2D / 3D
Time Charts