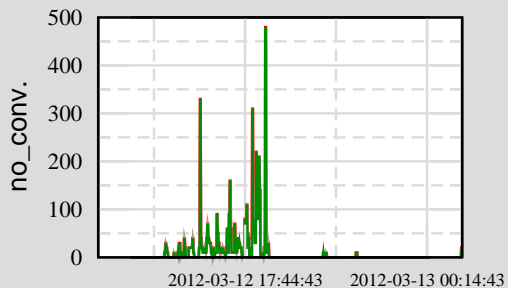


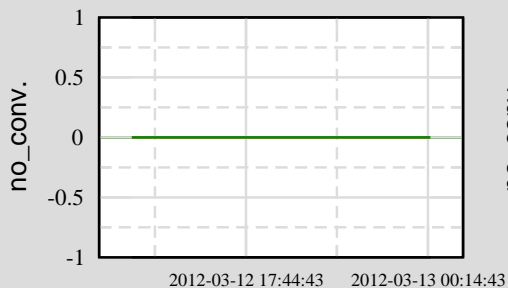


Trend from 12-03-12-12-29-47 to 12-03-13-01-28-47

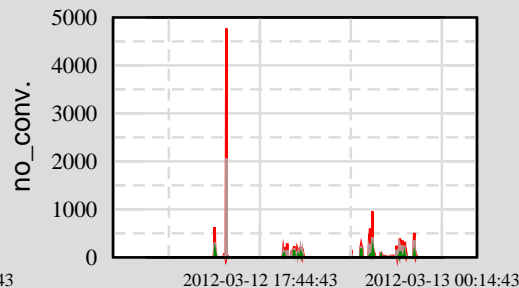
Ch 4: H0:PEM-LVEA_DST7_5



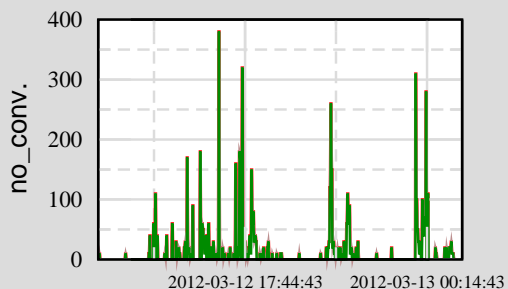
Ch 8: H0:PEM-LVEA_DST14_5



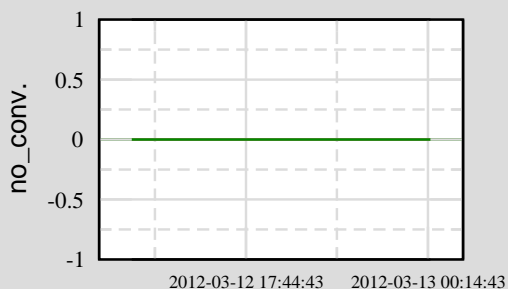
Ch 12: H0:PEM-LAB_DST1_5



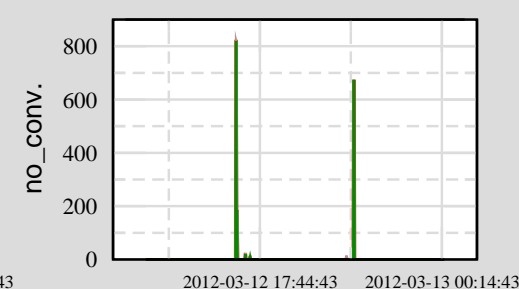
Ch 3: H0:PEM-LVEA_DST5_5



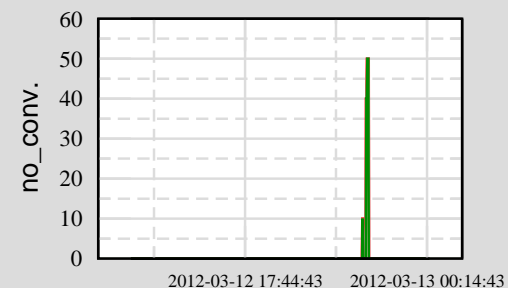
Ch 7: H0:PEM-LVEA_DST13_5



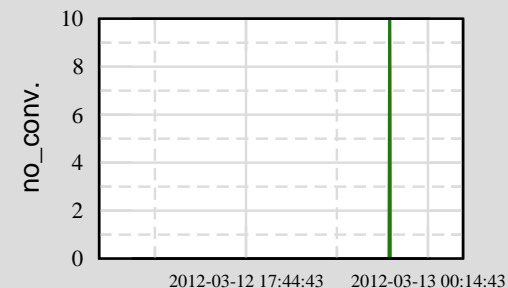
Ch 11: H0:PEM-EY_DST2_5



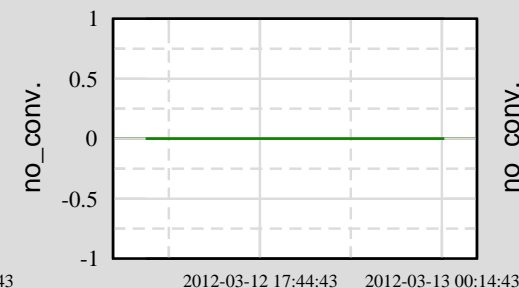
Ch 2: H0:PEM-LVEA_DST4_5



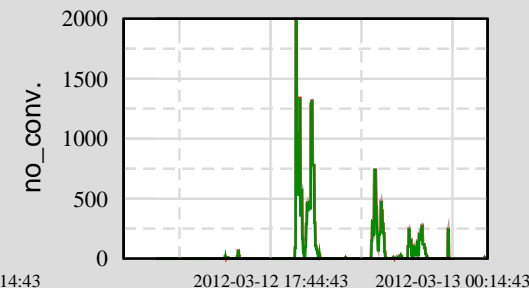
Ch 6: H0:PEM-LVEA_DST12_5



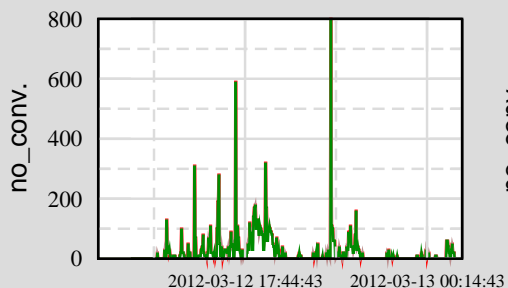
Ch 10: H0:PEM-EY_DST1_5



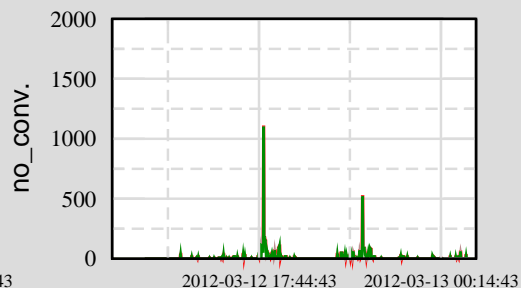
Ch 14: H0:PEM-LAB_DST3_5



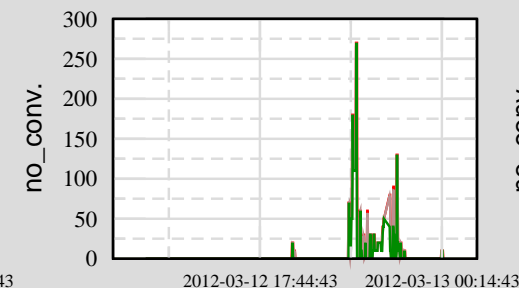
Ch 1: H0:PEM-LVEA_DST1_5



Ch 5: H0:PEM-LVEA_DST11_5



Ch 9: H0:PEM-LVEA_DST15_5



Ch 13: H0:PEM-LAB_DST2_5

