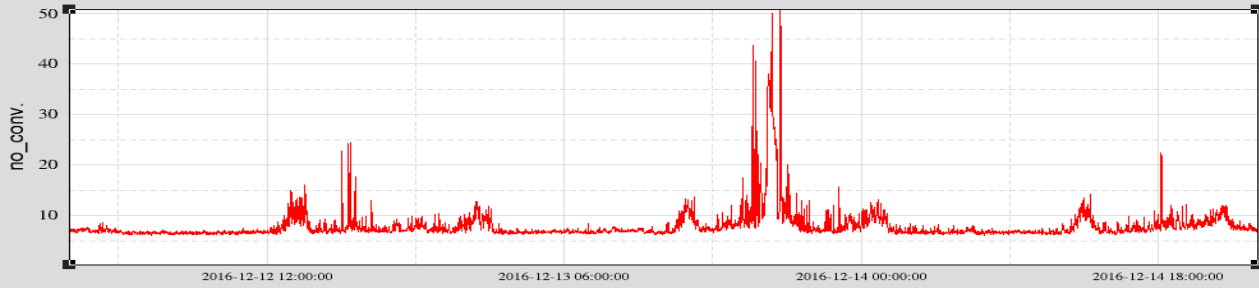


December

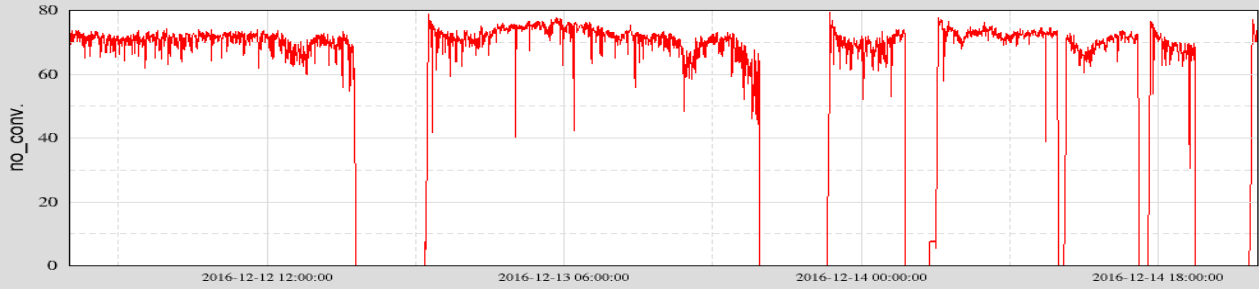
MEAN

Trend from 16-12-11-23-59-44 to 16-12-14-23-59-44

Ch 3: H1:PEM-CS_SEIS_LVEA_VERTEX_X_BLRMS_10HZ30



Ch 1: H1:CDS-SENSMON_CAL_SNSW_EFFECTIVE_RANGE_MPC

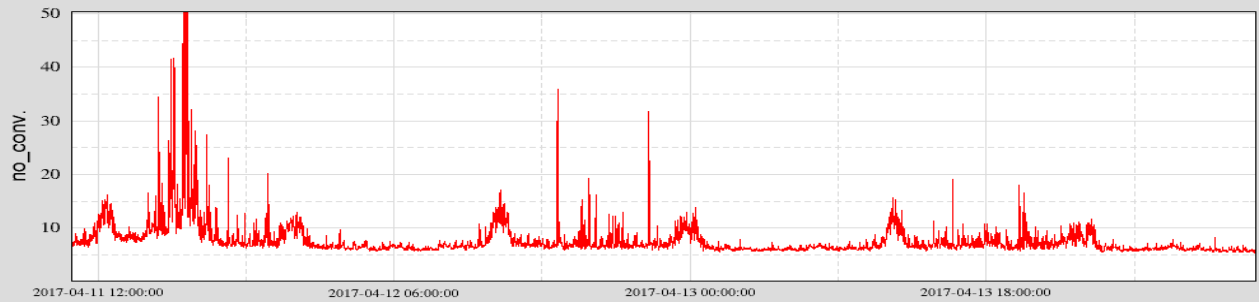


April

MEAN

Trend from 17-04-11-10-22-44 to 17-04-14-10-22-44

Ch 3: H1:PEM-CS_SEIS_LVEA_VERTEX_X_BLRMS_10HZ30



Ch 1: H1:CDS-SENSMON_CAL_SNSW_EFFECTIVE_RANGE_MPC

