

Figure 1: Modal Testing Set-up

Figure 1a: Overview of Setup with Lower Baffle panel




Figure 1b: Longitudinal (Z) Excitation



Figure 1c: Transverse (Y) Excitation



Figure 1d: Overview of Setup with Upper Baffle panel




Figure 1e: Upper Baffle, undamped




Figure 1f: Upper Baffle, damped

