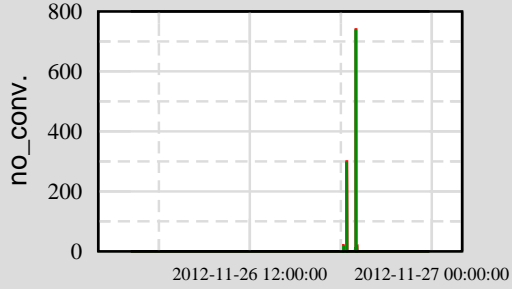


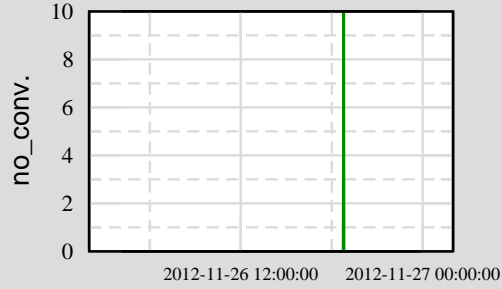


Trend from 12-11-26-01-59-47 to 12-11-27-01-58-47

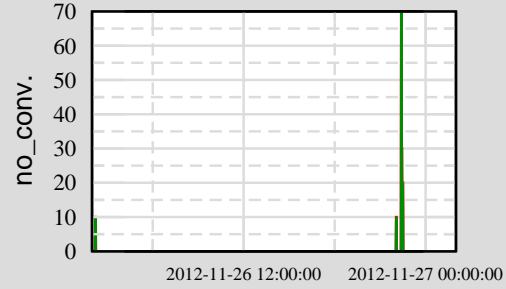
Ch 4: H0:PEM-LVEA_DST8_5



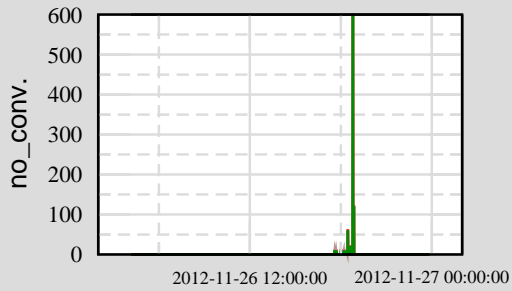
Ch 8: H0:PEM-LVEA_DST15_5



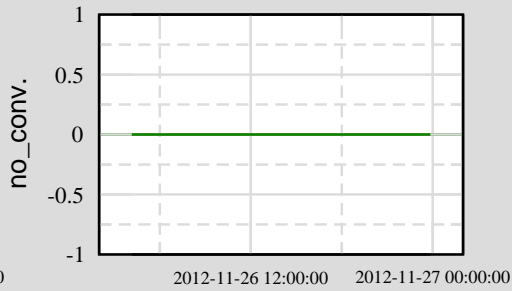
Ch 12: H0:PEM-EY_DST2_5



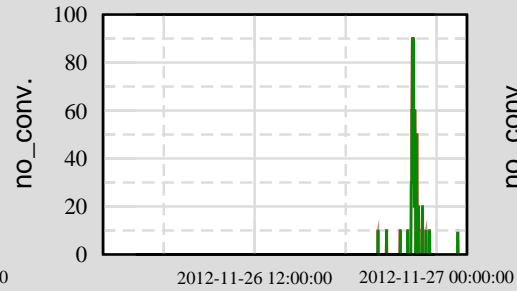
Ch 3: H0:PEM-LVEA_DST5_5



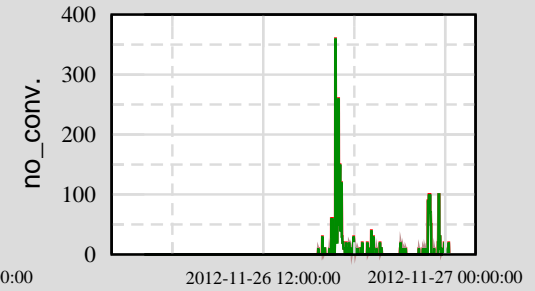
Ch 7: H0:PEM-LVEA_DST14_5



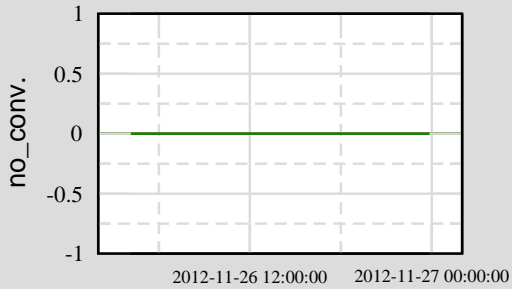
Ch 11: H0:PEM-EY_DST1_5



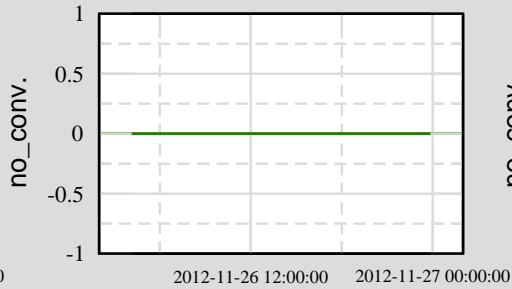
Ch 15: H0:PEM-LAB_DST3_5



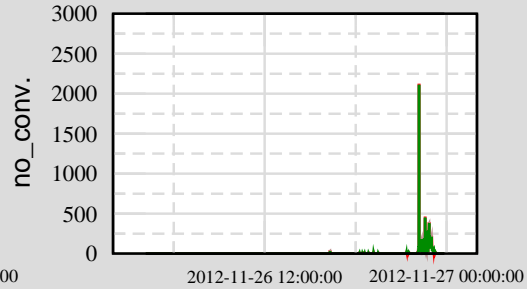
Ch 2: H0:PEM-LVEA_DST4_5



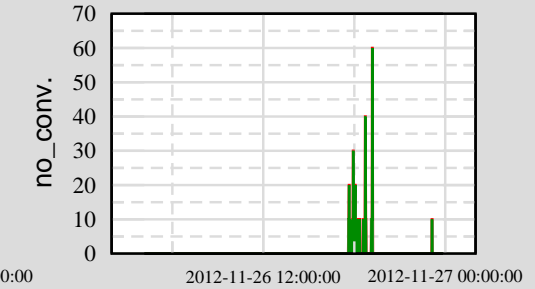
Ch 6: H0:PEM-LVEA_DST10_5



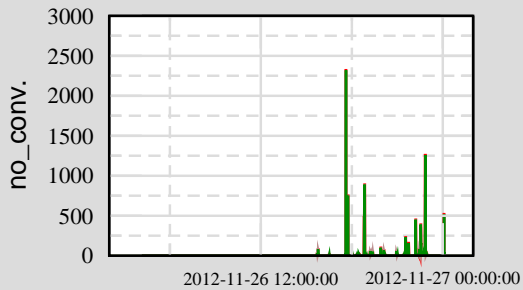
Ch 10: H0:PEM-EX_DST1_5



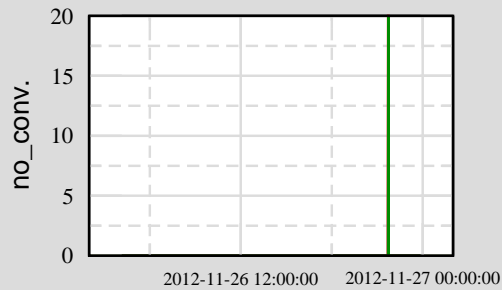
Ch 14: H0:PEM-LAB_DST2_5



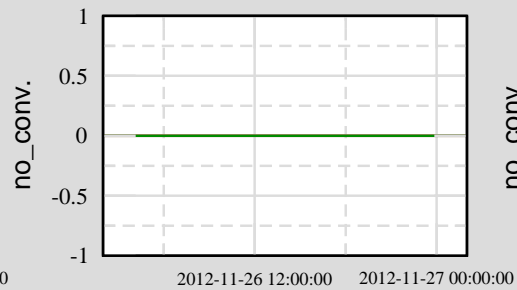
Ch 1: H0:PEM-LVEA_DST1_5



Ch 5: H0:PEM-LVEA_DST9_5



Ch 9: H0:PEM-LVEA_DST16_5



Ch 13: H0:PEM-LAB_DST1_5

