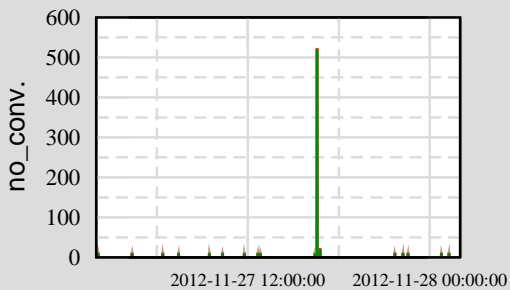


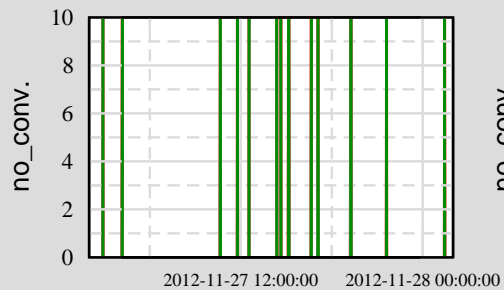


Trend from 12-11-27-01-59-47 to 12-11-28-01-58-47

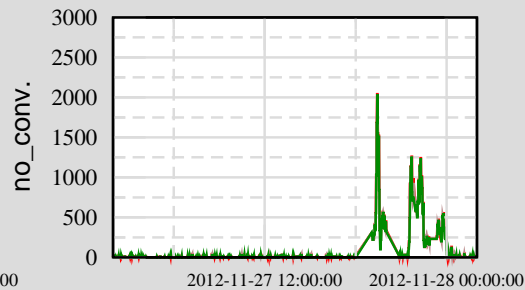
Ch 4: H0:PEM-LVEA_DST8_3



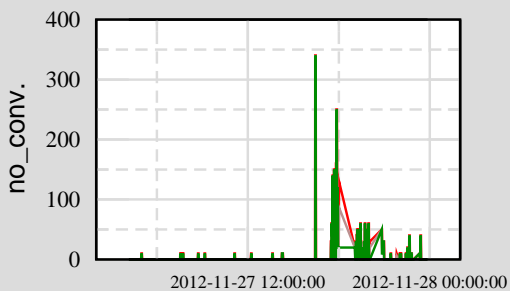
Ch 8: H0:PEM-LVEA_DST15_3



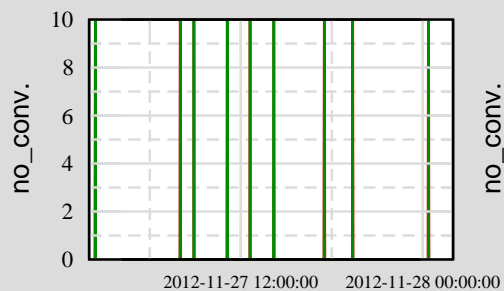
Ch 12: H0:PEM-EY_DST2_3



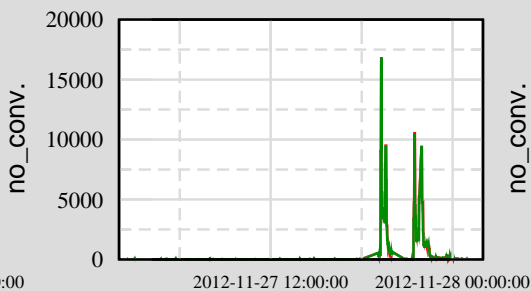
Ch 3: H0:PEM-LVEA_DST5_3



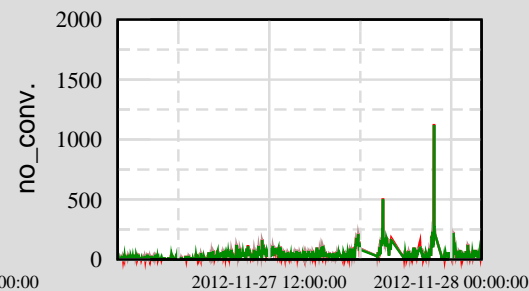
Ch 7: H0:PEM-LVEA_DST14_3



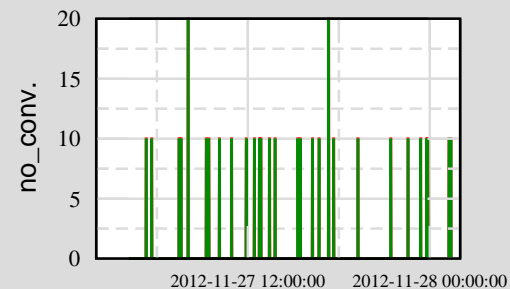
Ch 11: H0:PEM-EY_DST1_3



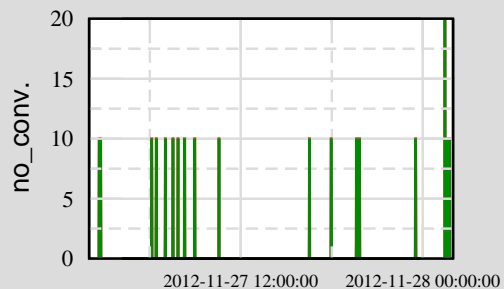
Ch 15: H0:PEM-LAB_DST3_3



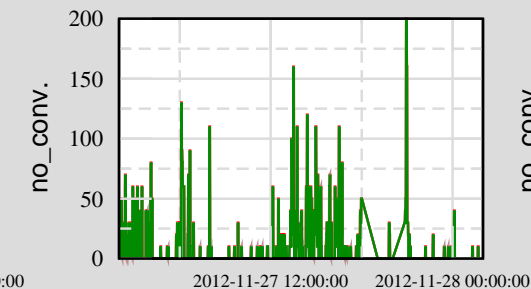
Ch 2: H0:PEM-LVEA_DST4_3



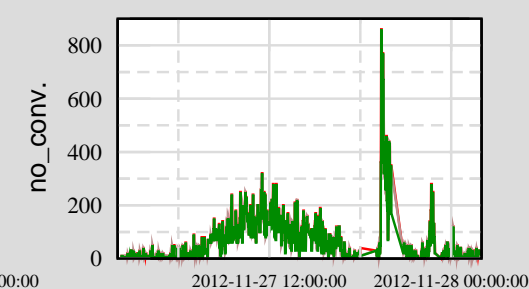
Ch 6: H0:PEM-LVEA_DST10_3



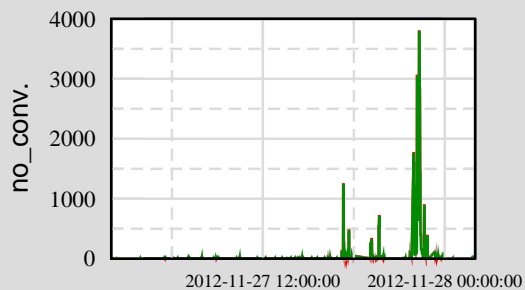
Ch 10: H0:PEM-EX_DST1_3



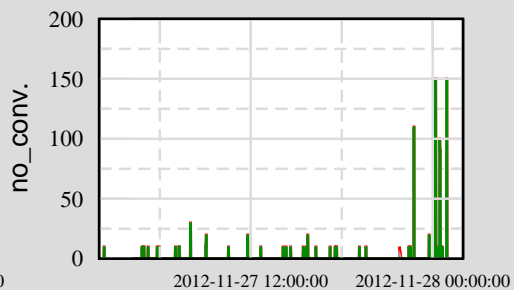
Ch 14: H0:PEM-LAB_DST2_3



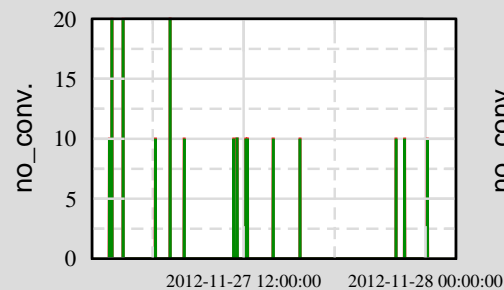
Ch 1: H0:PEM-LVEA_DST1_3



Ch 5: H0:PEM-LVEA_DST9_3



Ch 9: H0:PEM-LVEA_DST16_3



Ch 13: H0:PEM-LAB_DST1_3

