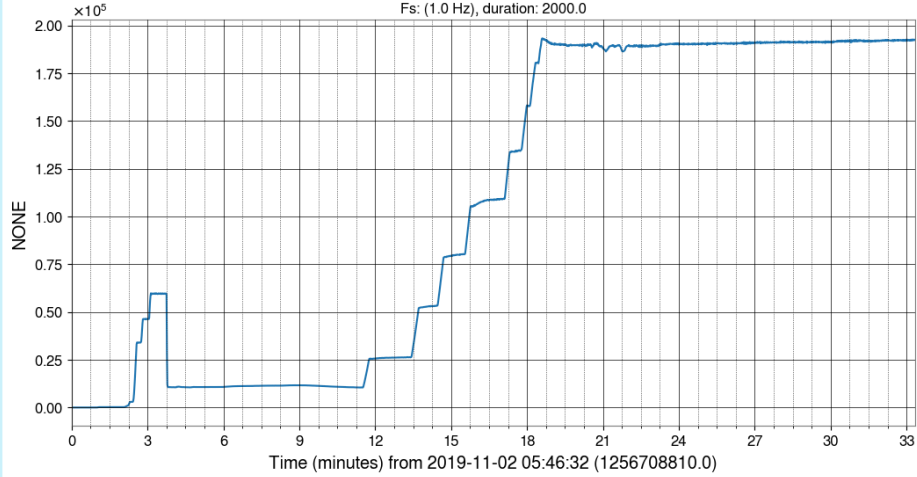


H1:TCS-SIM\_YARM\_POWER, second-trend, mean, start: 2019-11-02 05:46:32 (1256708810) len: 33:20.

Time series: H1:TCS-SIM\_YARM\_POWER.mean,s-trend

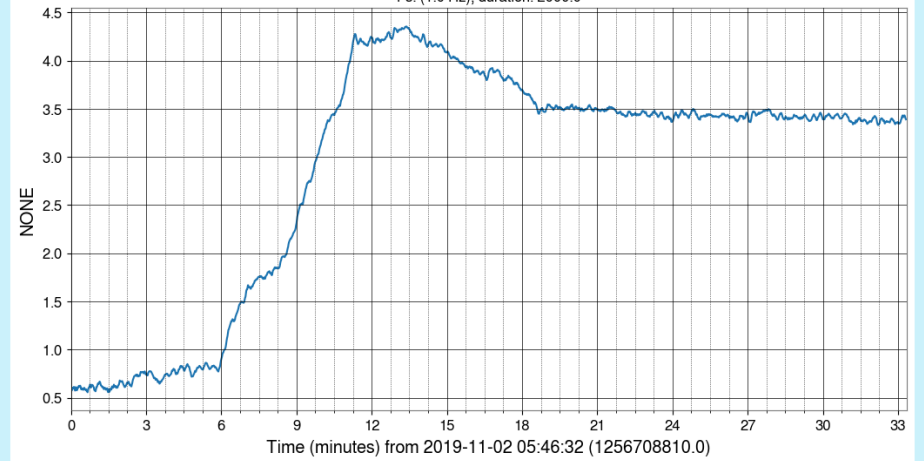
Fs: (1.0 Hz), duration: 2000.0



H1:SUS-ETMY\_L3\_OPLEV\_YAW\_OUT16, second-trend, mean, start: 2019-11-02 05:46:32 (1256708810) len: 33:20.

Time series: H1:SUS-ETMY\_L3\_OPLEV\_YAW\_OUT16.mean,s-trend

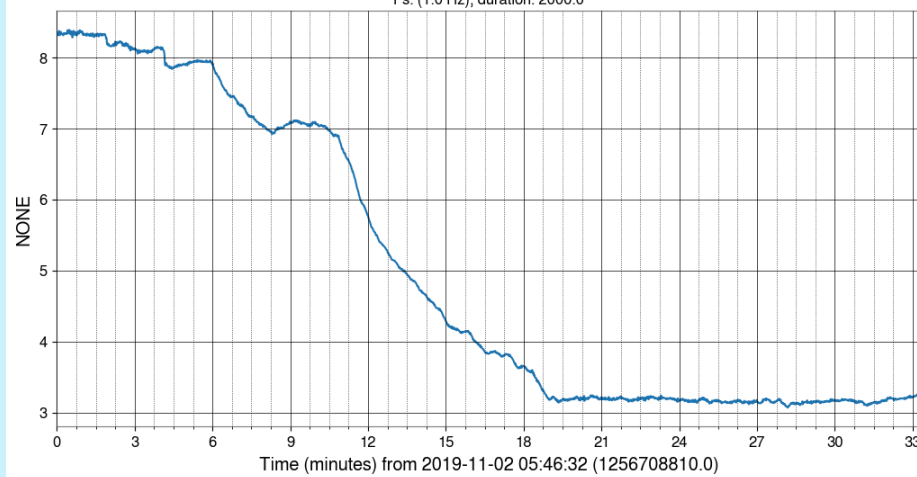
Fs: (1.0 Hz), duration: 2000.0



H1:SUS-ETMY\_L3\_OPLEV\_PIT\_OUT16, second-trend, mean, start: 2019-11-02 05:46:32 (1256708810) len: 33:20.

Time series: H1:SUS-ETMY\_L3\_OPLEV\_PIT\_OUT16.mean,s-trend

Fs: (1.0 Hz), duration: 2000.0



H1:TCS-ETMY\_HWS\_PROBE\_SPHERICAL\_POWER, second-trend, mean, start: 2019-11-02 05:46:32 (1256708810) len: 33:20.

Time series: H1:TCS-ETMY\_HWS\_PROBE\_SPHERICAL\_POWER.mean,s-trend

Fs: (1.0 Hz), duration: 2000.0

