

Input Measurement Excitation Result

Style X-axis Y-axis Legend Param
Traces Range Units Cursor Config

Graph: Transfer function

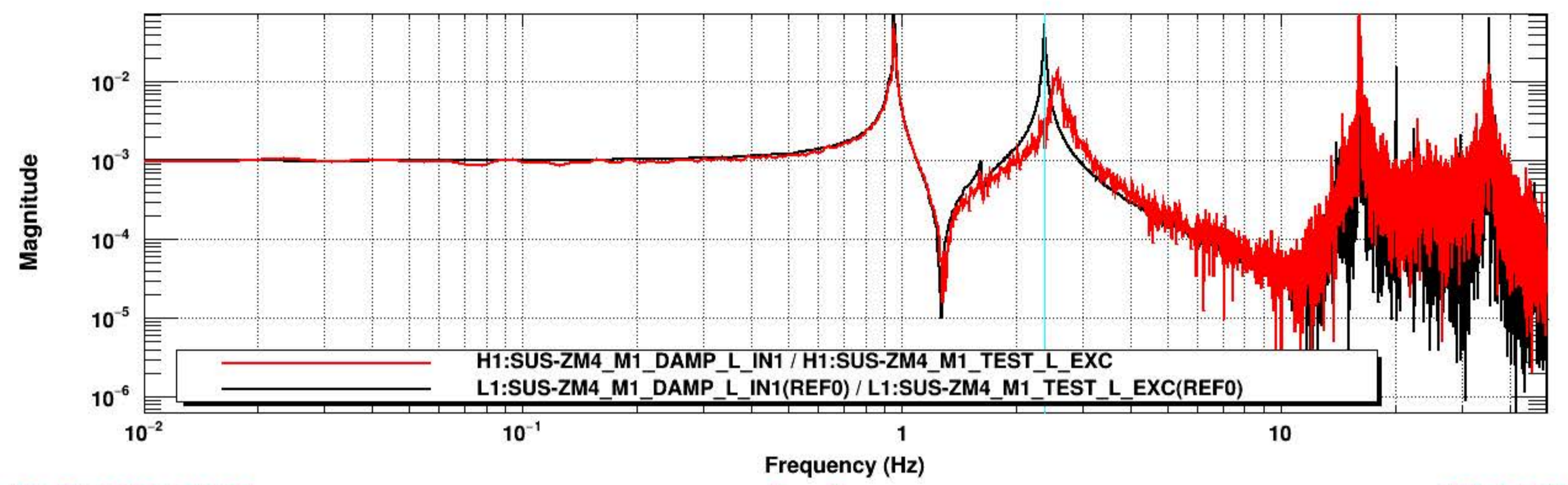
0 1 2 3 4 5 6 7

Active

Channels
A: H1:SUS-ZM4_M1_TEST_L_EXC
B: H1:SUS-ZM4_M1_DAMP_L_IN1

Style
 Line Symbol Bar
solid circle solid
2 1.0 0.10

Transfer function



*T0=20/10/2021 19:41:25

*Avg=5

*BW=0.0117187

Style X-axis Y-axis Legend Param
Traces Range Units Cursor Config

Graph: Coherence

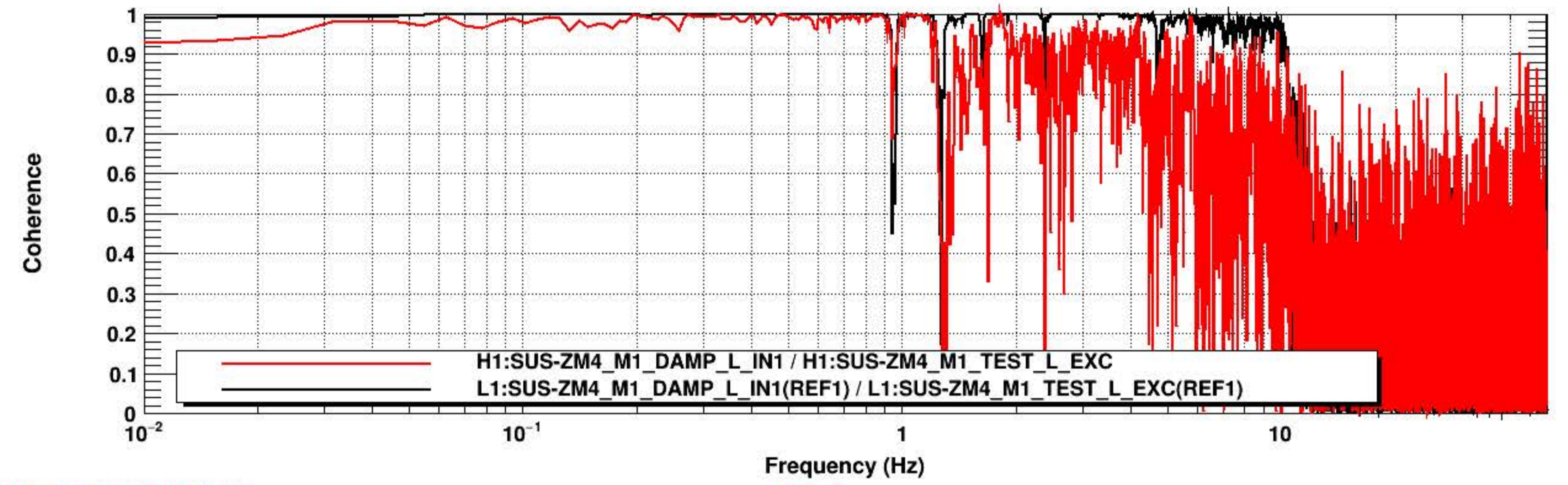
0 1 2 3 4 5 6 7

Active

Channels
A:
B:

Style
 Line Symbol Bar
solid circle solid
2 1.0 0.10

Coherence



*T0=20/10/2021 19:41:25

*Avg=5

BW=0.0117187

Reset Zoom Active New Options... Import... Export... Reference... Calibration... Print...

Start

Pause

Resume

Abort

Repeat

Fourier tools

Input Measurement Excitation Result

Style X-axis Y-axis Legend Param
Traces Range Units Cursor Config

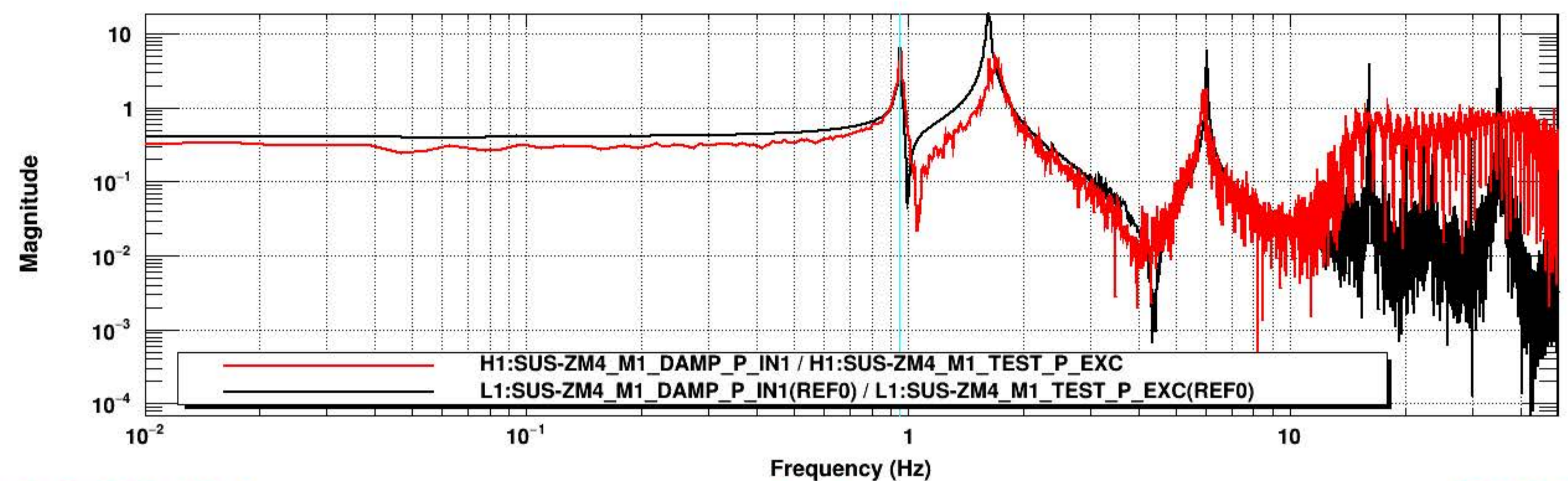
Graph: Transfer function

0 1 2 3 4 5 6 7

Active
Channels
A:
B:

Style
 Line Symbol Bar
Color: Line style: solid Width: 2
Color: Symbol shape: circle Size: 1.0
Color: Bar style: solid Width: 0.10

Transfer function



*T0=20/10/2021 19:51:19

*Avg=5

*BW=0.0117187

Style X-axis Y-axis Legend Param
Traces Range Units Cursor Config

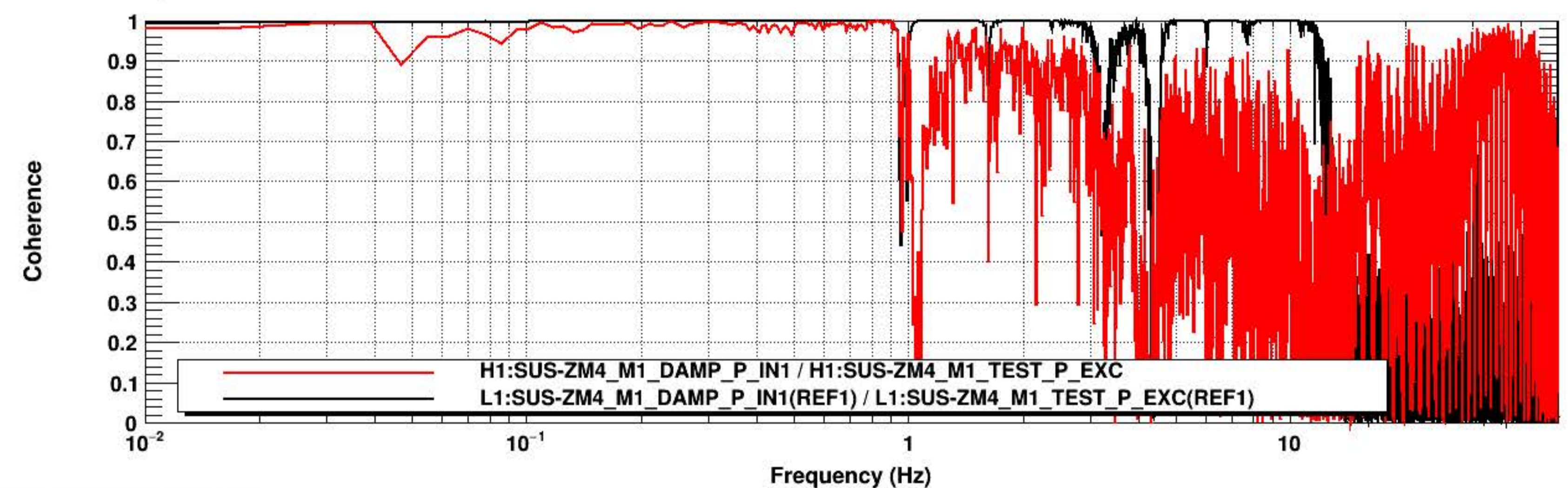
Graph: Coherence

0 1 2 3 4 5 6 7

Active
Channels
A:
B:

Style
 Line Symbol Bar
Color: Line style: solid Width: 2
Color: Symbol shape: circle Size: 1.0
Color: Bar style: solid Width: 0.10

Coherence



*T0=20/10/2021 19:51:19

*Avg=5

BW=0.0117187

Reset Zoom Active New Options... Import... Export... Reference... Calibration... Print...

Start

Pause

Resume

Abort

Repeat

Fourier tools

Input Measurement Excitation Result

Style X-axis Y-axis Legend Param
Traces Range Units Cursor Config

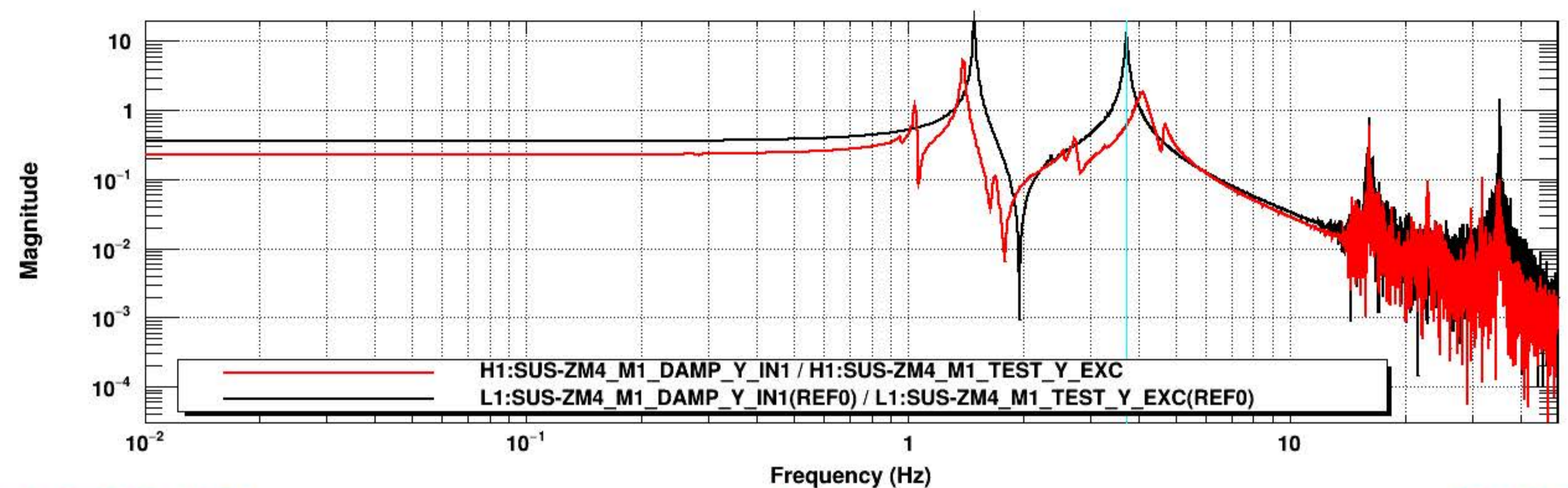
Graph: Transfer function

0 1 2 3 4 5 6 7

Active
Channels
A:
B:

Style
 Line Symbol Bar
Color: Line style: solid Symbol: circle Bar: solid
Width: 2 Circle size: 1.0 Bar height: 0.10

Transfer function



*T0=20/10/2021 19:59:33

*Avg=5

*BW=0.0117187

Style X-axis Y-axis Legend Param
Traces Range Units Cursor Config

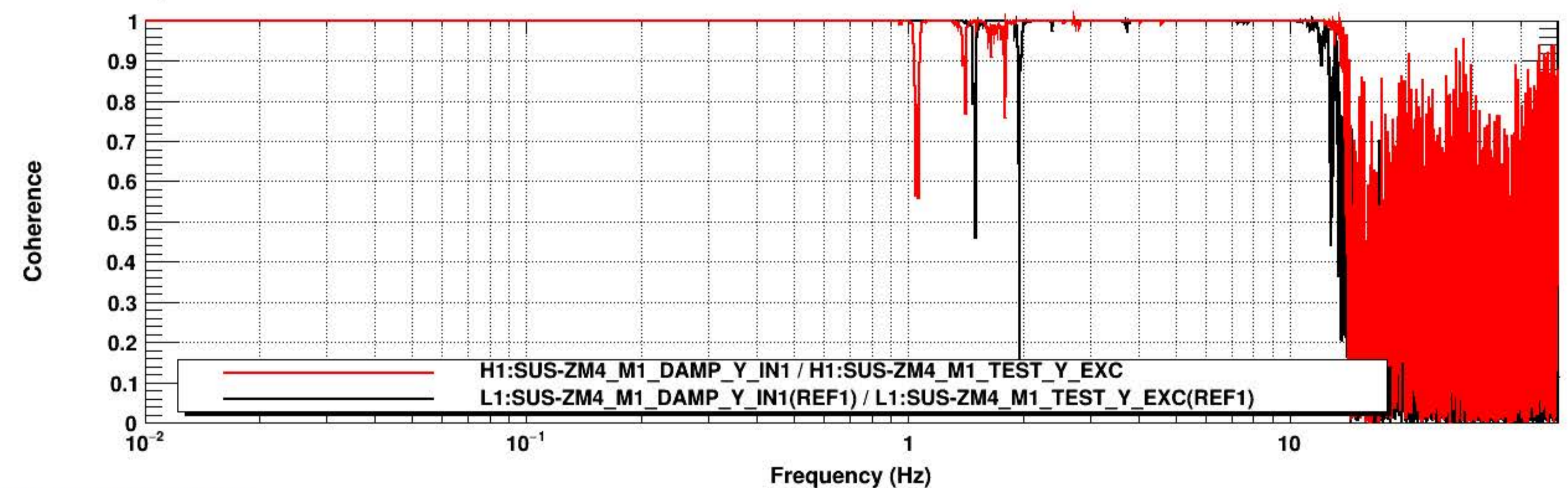
Graph: Coherence

0 1 2 3 4 5 6 7

Active
Channels
A: H1:SUS-ZM4_M1_TEST_Y_EXC
B: H1:SUS-ZM4_M1_DAMP_Y_IN1

Style
 Line Symbol Bar
Color: Line style: solid Symbol: circle Bar: solid
Width: 2 Circle size: 1.0 Bar height: 0.10

Coherence



*T0=20/10/2021 19:59:33

*Avg=5

BW=0.0117187

Reset Zoom Active New Options... Import... Export... Reference... Calibration... Print...

Start

Pause

Resume

Abort

Repeat

Fourier tools