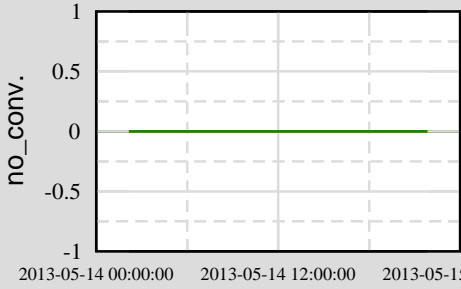


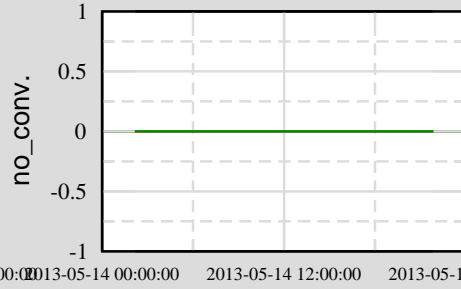


Trend from 13-05-13-23-59-47 to 13-05-14-23-58-47

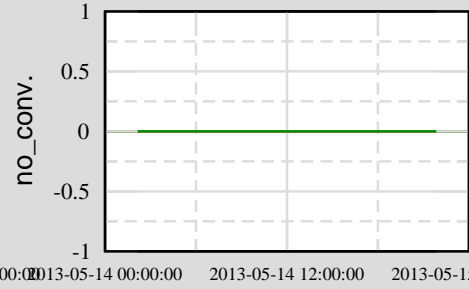
Ch 4: H0:PEM-CS\_DUST\_LVEA9\_STATUS



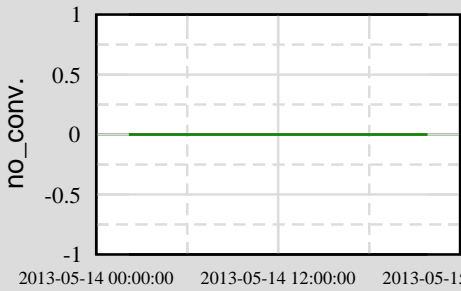
Ch 8: H0:PEM-CS\_DUST\_LVEA16\_STATUS



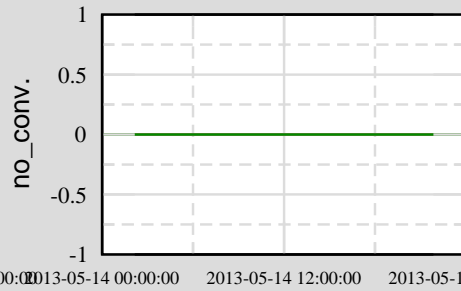
Ch 12: H0:PEM-EY\_DUST\_VEA1\_STATUS



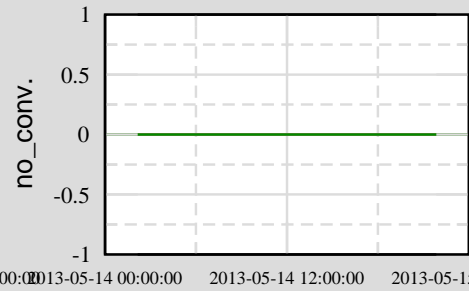
Ch 3: H0:PEM-CS\_DUST\_LVEA8\_STATUS



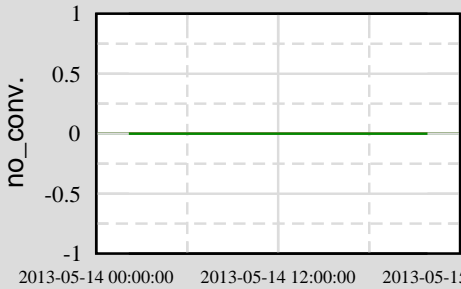
Ch 7: H0:PEM-CS\_DUST\_LVEA15\_STATUS



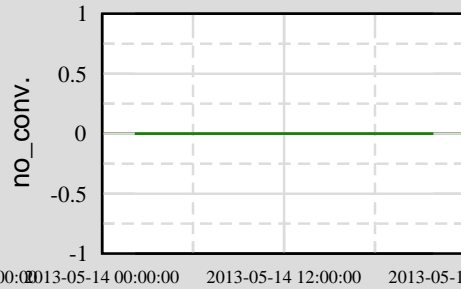
Ch 11: H0:PEM-CS\_DUST\_LAB3\_STATUS



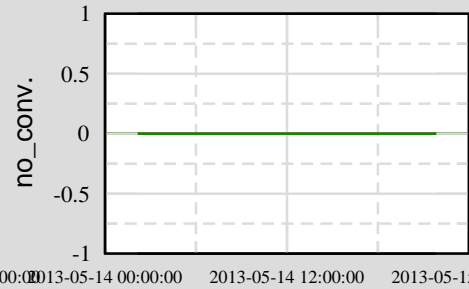
Ch 2: H0:PEM-CS\_DUST\_LVEA5\_STATUS



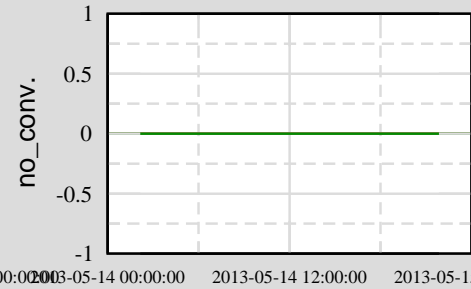
Ch 6: H0:PEM-CS\_DUST\_LVEA14\_STATUS



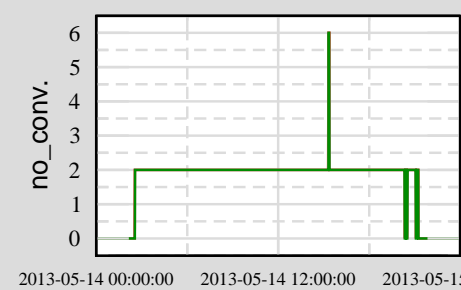
Ch 10: H0:PEM-CS\_DUST\_LAB2\_STATUS



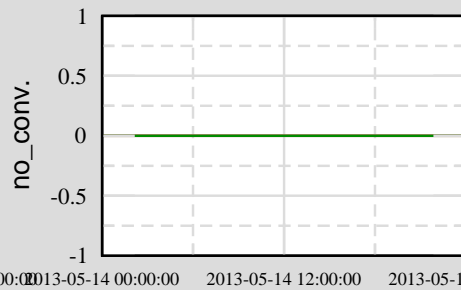
Ch 14: H0:PEM-EX\_DUST\_VEA1\_STATUS



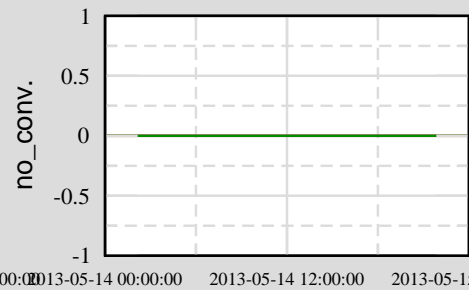
Ch 1: H0:PEM-CS\_DUST\_LVEA4\_STATUS



Ch 5: H0:PEM-CS\_DUST\_LVEA10\_STATUS



Ch 9: H0:PEM-CS\_DUST\_LAB1\_STATUS



Ch 13: H0:PEM-EY\_DUST\_VEA2\_STATUS

