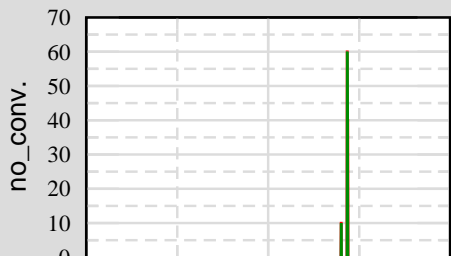





Trend from 13-05-13-23-59-47 to 13-05-14-23-58-47

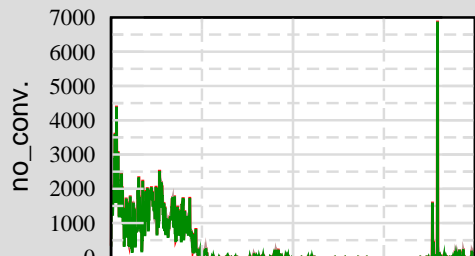
Ch 4: H0:PEM-CS\_DUST\_LVEA9\_500NM\_PCF



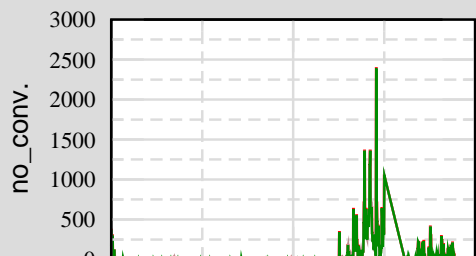
Ch 8: H0:PEM-CS\_DUST\_LVEA16\_500NM\_PCF



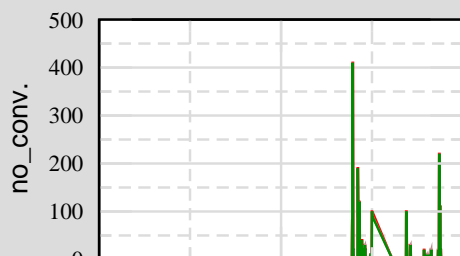
Ch 12: H0:PEM-EY\_DUST\_VEA1\_500NM\_PCF



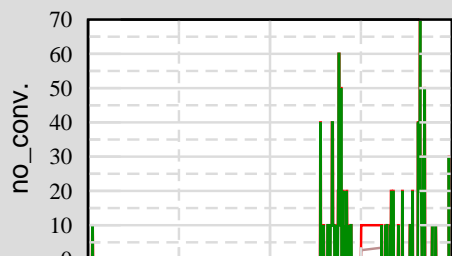
Ch 3: H0:PEM-CS\_DUST\_LVEA8\_500NM\_PCF



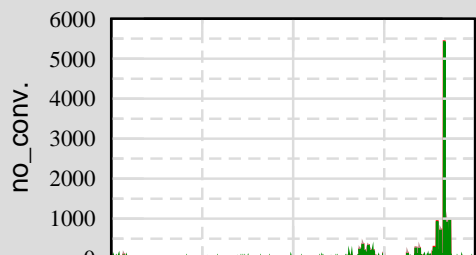
Ch 7: H0:PEM-CS\_DUST\_LVEA15\_500NM\_PCF




Ch 11: H0:PEM-CS\_DUST\_LAB3\_500NM\_PCF



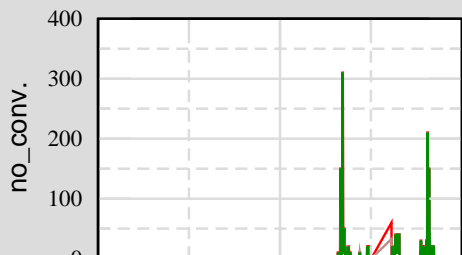
Ch 2: H0:PEM-CS\_DUST\_LVEA5\_500NM\_PCF



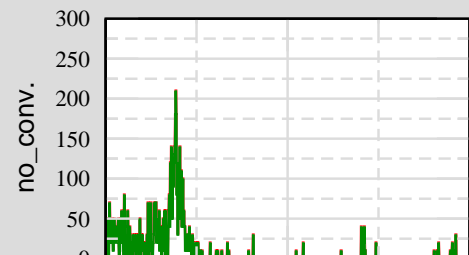
Ch 6: H0:PEM-CS\_DUST\_LVEA14\_500NM\_PCF




Ch 10: H0:PEM-CS\_DUST\_LAB2\_500NM\_PCF




Ch 14: H0:PEM-EX\_DUST\_VEA1\_500NM\_PCF



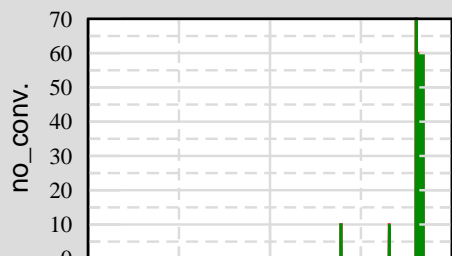
Ch 1: H0:PEM-CS\_DUST\_LVEA4\_500NM\_PCF



Ch 5: H0:PEM-CS\_DUST\_LVEA10\_500NM\_PCF



Ch 9: H0:PEM-CS\_DUST\_LAB1\_500NM\_PCF



Ch 13: H0:PEM-EY\_DUST\_VEA2\_500NM\_PCF

