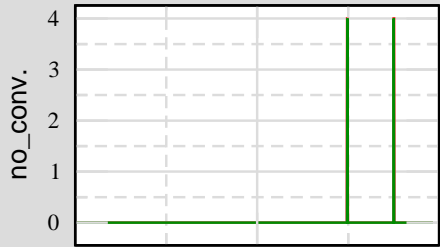


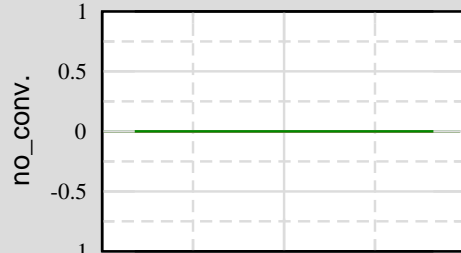


Trend from 13-05-14-23-59-47 to 13-05-15-23-35-47

Ch 4: H0:PEM-CS_DUST_LVEA9_STATUS



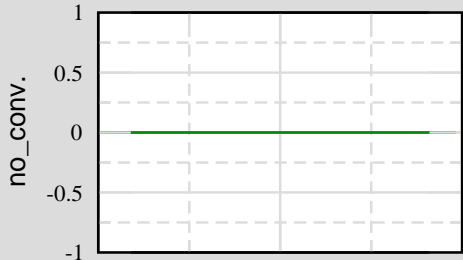
Ch 8: H0:PEM-CS_DUST_LVEA16_STATUS



Ch 12: H0:PEM-EY_DUST_VEA1_STATUS



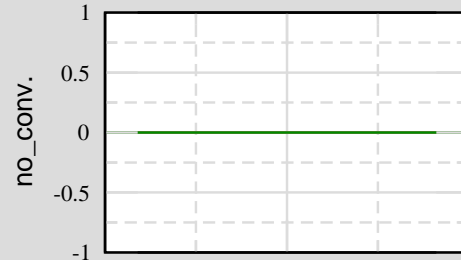
Ch 3: H0:PEM-CS_DUST_LVEA8_STATUS



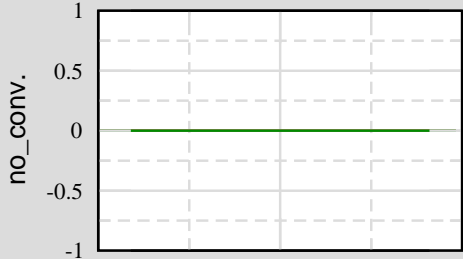
Ch 7: H0:PEM-CS_DUST_LVEA15_STATUS



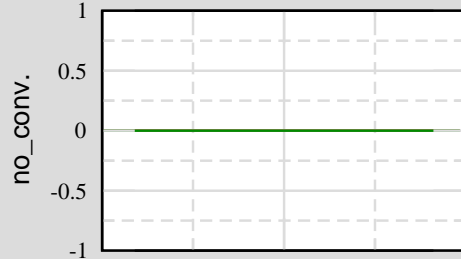
Ch 11: H0:PEM-CS_DUST_LAB3_STATUS



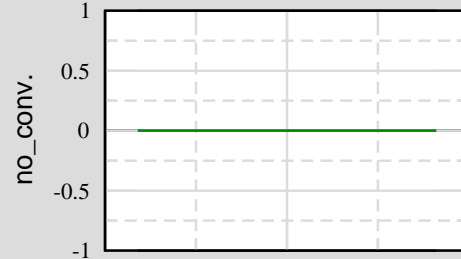
Ch 2: H0:PEM-CS_DUST_LVEA5_STATUS



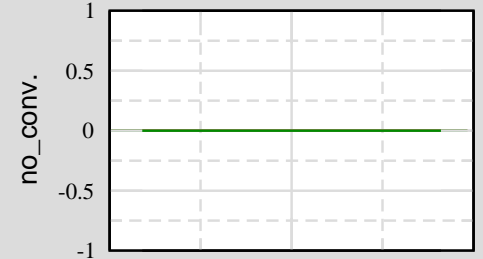
Ch 6: H0:PEM-CS_DUST_LVEA14_STATUS



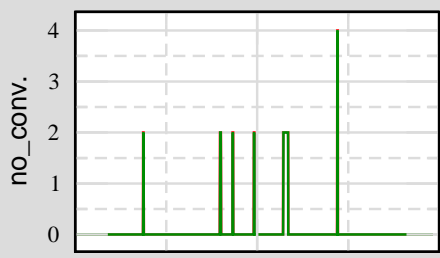
Ch 10: H0:PEM-CS_DUST_LAB2_STATUS



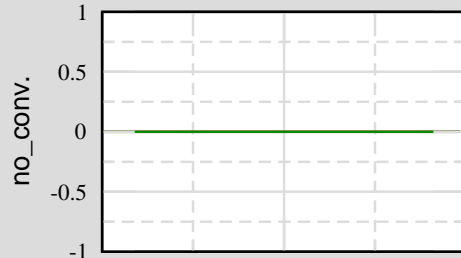
Ch 14: H0:PEM-EX_DUST_VEA1_STATUS



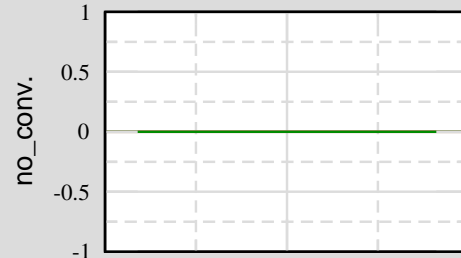
Ch 1: H0:PEM-CS_DUST_LVEA4_STATUS



Ch 5: H0:PEM-CS_DUST_LVEA10_STATUS



Ch 9: H0:PEM-CS_DUST_LAB1_STATUS



Ch 13: H0:PEM-EY_DUST_VEA2_STATUS

